

WALL MOUNTED DRINKING FOUNTAIN FF4X

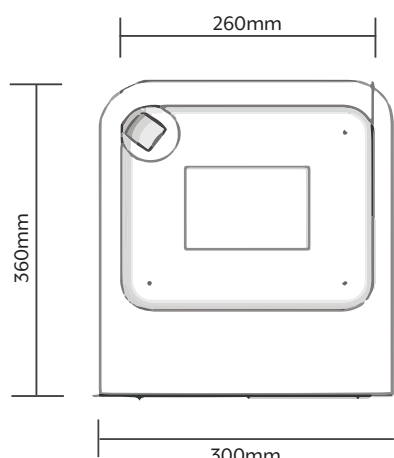


GENERAL FEATURES

- Wall mounted
- Push button bubbler operation
- Optional heavy duty bottle filler tap opposite bubbler plus a wide range of bottle filler taps for light use
- Fully drained
- 1 Micron GAC/ KDF filter to protect hardware and reduce chemicals, heavy metals, bad taste and odour
- Simple to install
- Easy to clean

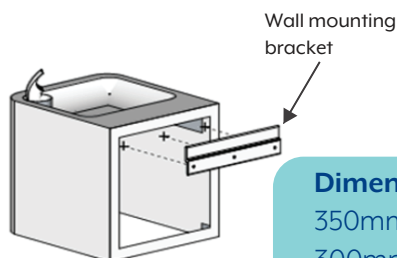


Additional -
artwork wrap
with your design



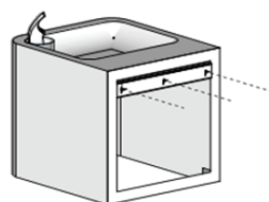
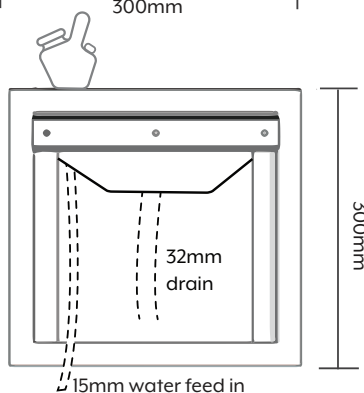
FF4x Wall Mounted Drinking Fountain
Optional Heavy Duty Tap Bottle Filler

© Filters and Fountains Ltd 2018



Wall mounting
bracket

Dimensions:
350mm width
300mm height
360mm depth



*Installation of this wall
mounted drinking fountain
is as simple as installing a
wall hung sink -
ask your plumber!*

CONTACT US TODAY:

Free phone 0800 500 545
sales@filtersandfountains.co.nz
101 Onehunga Mall, Onehunga, Auckland


**FILTERS &
FOUNTAINS**
...liquid for life